

Maintenance Socket Isolator SolConeX & CES

Series 8570, 8571, 8579

STAHL

www.stahl.de



03100E00

- > Large handle, can be locked in position 0
- > Includes indicating lamp for displaying the operating state
- > With motor switching capacity AC-3 acc. to IEC/EN 60947-3
- > With warning "Do not operate if danger of explosion exists"



E3

Maintenance socket isolators are used to carry out repairs in hazardous areas in which equipment without explosion protection is used. Maintenance socket isolators are equipped with an Ex load disconnect switch and a contact system for non-Ex plugs according to IEC/EN 60309. The operating state is indicated by integrated indicating lamps. The handle can be secured in 0 position against unauthorised use by means of a padlock.


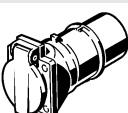



Zone	ATEX					
	0	1	2	20	21	22
8570, 8571: For use in		x	x		x	x
8579: For use in		x	x			

WebCode 8570C

Maintenance Socket Isolator SolConeX & CES

Series 8570, 8571, 8579









Selection Table

Version	Number of poles	Voltage [V]	Identification colour	Frequency [Hz]	h	Order number	Weight kg
SolConeX 16 A maintenance socket isolator	 06190E00 3 P (1 P + N + \perp)	200 ... 250	blue	50 / 60	6	8570/51-306	2.000
	CEE adapter on safety socket (non explosion-proof)						
	 11081E00 3 P (1 P + N + \perp)	200 ... 250	blue	50/60	6	105542	0.001
SolConeX 32 A maintenance socket isolator	 06555E00 5 P (3 P + N + \perp)	200 / 346 ... 240 / 415	red	50 / 60	6	8570/51-506	2.000
	 06555E00 3 P + N + \perp	200 / 346 ... 240 / 415	red	50 / 60	6	8571/51-506	2.000
CES 63 A maintenance socket isolator	 06555E00 5 P (3 P + N + \perp)	200 / 346 ... 240 / 415	red	50 / 60	6	8579/51-506	5.500

Note Other versions with regard to frequency and voltage to IEC/EN 60309-1 / 2 (CEE) upon request

Explosion Protection

Marking

Version	SolConeX 16 A Maintenance socket isolator 8570/51	SolConeX 32 A Maintenance socket isolator 8571/51	CES 63 A Maintenance socket isolator 8579/51
Europe (ATEX) Gas explosion protection	 II 2 G Ex de IIC T6 (Ta = - 30 ... + 55°C)	 II 2 G Ex de IIC T6 (Ta = - 30 ... + 40°C)  II 2 G Ex de IIC T5 (Ta = - 30 ... + 55°C)	 II 2 G Ex de IIC T5 (Ta = - 30 ... + 50°C)  II 2 G Ex de IIC T4 (Ta = - 30 ... + 55°C)
Dust explosion protection	 II 2 D IP66 T80°C (Ta = - 30 ... + 55°C)	 2 D Ex tD A21 IP66 T80°C (Ta = - 30 ... + 40°C)  2 D Ex tD A21 IP66 T95°C (Ta = - 30 ... + 55°C)	

Certificates

Version	SolConeX 16 A Maintenance socket isolator 8570/51	SolConeX 32 A Maintenance socket isolator 8571/51	CES 63 A Maintenance socket isolator 8579/51
Europe (ATEX) Gas explosion protection	PTB 06 ATEX 1008 X	PTB 06 ATEX 1007 X	PTB 02 ATEX 1137 X
Dust explosion protection	PTB 06 ATEX 1008 X	PTB 06 ATEX 1007 X	--
Other certificates	Russia (CTB)	Russia (CTB)	Russia (CTB)

Maintenance Socket Isolator SolConeX & CES

Series 8570, 8571, 8579



Technical Data

Electrical data

Version	SolConeX 16 A Maintenance socket isolator 8570/51	SolConeX 32 A Maintenance socket isolator 8571/51	CES 63 A Maintenance socket isolator 8579/51
Rated operational voltage	max. 415 V	max. 415 V	max. 415 V
Rated operational current	16 A	32 A	63 A
Switching capacity	AC-3: 4 kW: 220 V 230 V 240 V 7.5 kW: 380 V 400 V 415 V	AC-3 15 kW: 380 V 400 V 415 V	AC-3 30 kW: 380 V 400 V 415 V
Number of poles	1 P + N + \downarrow , 3 P + N + \downarrow	3 P + N + \downarrow	3 P + N + \downarrow

Ambient conditions

Ambient temperature	see Explosion protection data - 50 °C on request (internal lubrication using silicone grease)
---------------------	--

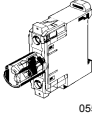

Mechanical data

Version	SolConeX 16 A Maintenance socket isolator 8570/51	SolConeX 32 A Maintenance socket isolator 8571/51	CES 63 A Maintenance socket isolator 8579/51
Degree of protection	IP66	IP66	IP66
Enclosure material	Polyamide, glass-fibre-reinforced	Polyamide, glass-fibre-reinforced	Polyester resin, glass-fibre-reinforced
Handle	padlockable in 0 position	padlockable in 0 position	padlockable in 0 position
Interlocked switch	max. 4-pole switch with isolating characteristics	max. 4-pole switch with isolating characteristics	max. 4-pole switch with isolating characteristics

Mounting / Installation

Version	SolConeX 16 A Maintenance socket isolator 8570/51	SolConeX 32 A Maintenance socket isolator 8571/51	CES 63 A Maintenance socket isolator 8579/51
Terminals	2 x 6 mm ² (single-wired) 2 x 4 mm ² (fine-stranded)	2 x 10 mm ² (single-wired) 2 x 6 mm ² (fine-stranded)	1 x 35 mm ²
Cable glands			
Cable entries	1 x M25 x 1.5	1 x M32 x 1.5	1 x M50 x 1.5
Stopping plugs	1 x M25 x 1.5	1 x M25 x 1.5	1 x M25 x 1.5

Accessories and Spare Parts

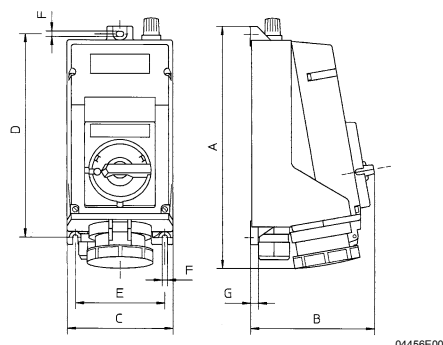
Designation	Illustration	Description	Order number	Weight kg
LED indicating lamp for SolConeX 8570 / 8571	 05588E00	12 V - 254 V AC / DC	128875	0.035
Glow lamp for CES 8579	 05303E00	220 V E14/20	132923	0.004

E3

Maintenance Socket Isolator SolConeX & CES

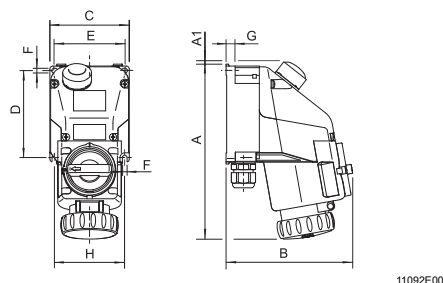
Series 8570, 8571, 8579

Dimensional Drawings (All Dimensions in mm) - Subject to Alterations



Type	A	B	C	D	E	F	G
8579/51-506 (63 A, 3 P + N + \downarrow)	407	212	180	342	152	9	13

8579/51-...
CES 63 A maintenance socket isolator



Type	A	B	C	D	E	F	G
8570/51-306 (16 A, 1P + N + \downarrow)	232	168	105	115	94	6.2	12
8570/51-506 (32 A, 3 P + N + \downarrow)	248	181	115	125	104	6.2	12
8571/51-506 (32 A, 3 P + N + \downarrow)	281	207	135	150	124	6.2	12

8570/51-3..; 8570/51-5..; 8571/51-5..
SoConeX 16 / 32 A maintenance socket iso-
lator

We reserve the right to make alterations to the technical data, weights, dimensions, designs and products available without notice. The illustrations cannot be considered binding.